



Perennial Favorites T-shirt



Whether you have a green thumb or not, you can easily cultivate this colorful garden on a sun yellow tee! Start by adding large dimensional paint flowers and then paper press them into place for a spectacular effect.

Instructions:

1. Insert a T-shirt board or cardboard piece into shirt to prevent paint seepage.
2. Use chalk to draw your flower placement.
3. Trace flower with 3D paint.

4. Place a piece of paper over design and gently rub over with palm of your hand. Carefully remove paper.

5. Repeat for each color.


What you need:

Tulip® Fashion Art Tools




Tulip® T-shirt Form (26575)

Shiny



Bright Green (54134)



Purple (54124)

Iridescent




Mango Orange (12645)



Shimmering Teal (11322)

Miscellaneous:

- Chalk
- Paper
- Yellow T-Shirt



Designed By:
Pattie Donham-Wilkinson