



DIY Glow-in-the-Dark Clings



Glow-in-the-dark clings ... Never heard of them? Well, now you have! Clings are a fun and easy way to accessorize your room, phone, water bottle, basically everything! The best part about them is that you can create whatever design you want! Tulip® Glow Dimensional Fabric Paint makes it easy to create glow-in-the-dark clings for Halloween or everyday fun. Read on to get inspired!




Instructions:

The patterns you trace can be something you draw yourself, or something you pull from the internet. These can be logos, symbols, words, etc. Once you have them on paper, slide the paper into a freezer bag. Tracing over the freezer bag makes easy to paint then peel off. Once you're done tracing, let dry.

Now that the clings are dry, stick them to everything! Stick them to your dry erase boards, your windows, your drawers, and remember, they glow in the dark!



Patterns:



Designed By:
ilovetocreate