



Most Valuable Pop Baseball Mug



No need to run around looking for the perfect gift ... this super fun mug is sure to hit a homerun with your baseball fanatic dad this Father's Day! Use his favorite team colors to show him that he's the MVP of your family.

1. Wipe mug with damp sponge to remove bisque dust.
2. Pour some Pure Brilliance into mug and swirl around to coat entire inside. Pour out excess glaze and wipe away any drips with a damp sponge.
3. Use a pencil to lightly sketch "MVP" and "Most Valuable Pop" onto mug.
4. Brush 3 coats of Bright Sapphire onto "MVP" and let dry.
5. Use the No. 1 Liner to brush 2 coats of Black over "Most Valuable Pop." Outline "MVP" with Black as well. Let dry.
6. Paint 2 good coats of Paprika Red onto stitches. Let dry. Paint a thin line of Bright Sapphire along center of stitches to connect. Let dry completely.

7. Brush 2 coats of Pure Brilliance to entire mug. Let dry.
8. Stilt and fire to cone 06.


What you need:

Dinnerware Bisque Designs




Baseball Cup (30621)


Duncan® Concepts® Underglazes for Bisque



CN 253 Black



CN 352 Bright Sapphire



CN 509 Paprika Red

Clear Glazes



Duncan® Pure Brilliance®
Clear Glaze


Signature Brushes



SB 802 No. 1 Liner (92452)



SB 807 No. 6 Fan Glaze
(92457)



SB 806 No. 6 Round (92456)

Miscellaneous:


- Potter's sponge
- Container for water
- Foil or foam plate for palette
- Paper towels
- Pencil

Patterns:

MVP
MOST
VALUABLE
POP

Most Valuable Pop Baseball Mug

Duncan



Designed By:
Suzie Shinseki