



Purrsonality Plus Halloween Cat T-shirt




It's not really Halloween without a black cat somewhere in your décor or apparel! Add this furry feline to your Halloween wardrobe with a bright orange tee and some black fabric paint. Then finish this crazy cat by giving him purrrsonality using dimensional fabric paints.


1. Iron a large piece of freezer paper to inside front of shirt. This creates a stable painting surface.
2. Trace cat graphic onto another large piece of freezer paper and cut out with craft knife to create stencil.
3. Iron stencil to front of shirt.
4. Pour a small amount of Black Soft paint onto foam plate. Use makeup sponge to fill in cat stencil. Let dry. Remove stencil.
5. Use dimensional paints to add face to cat and to create spider.
6. Let everything dry thoroughly.
7. Remove freezer paper from inside shirt.

What you need:


iLoveToCreate products



Green 1.25 oz. (65177)



Neon Pink 4 oz. (41410)



Ebony 4 oz. (20404)




Black 4 oz. (41401)

 Add Products to Cart

Miscellaneous:

- Short Sleeve Cotton Blend Adult T-shirt, Orange
- Craft Knife
- Freezer paper
- Iron
- Pencil for tracing
- Makeup sponge
- Foam plate

Patterns:



Purrsonality Plus Halloween Cat T-shirt



Designed By:
Lauri Eaton