



Symbols of Sweetness Candy Corn Emoji T-shirt



Everyone loves emojis and at Halloween everyone loves candy corn. So why not combine these two favorites on a fun Halloween tee! Put your favorite emoji face on a big piece of candy corn and send a message that you're ready to celebrate!

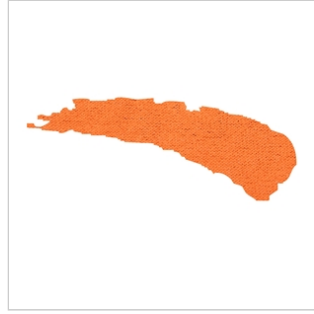
1. Iron a large piece of freezer paper to inside front of shirt. This creates a stable painting surface.
2. Use pencil to trace candy corn shapes onto another large piece of freezer paper.
3. Cut out shapes with craft knife to create stencil.
4. Iron stencil onto front of shirt. Pour a small amount of White Soft paint onto foam plate and use sponge to fill in entire stencil area. Let dry.
5. Apply Orange and Golden Yellow Soft paint stripes over White paint to create candy corns. Let dry.
6. Use dimensional paints to create desired emoji faces on candy corns.

What you need:

iLoveToCreate products



Glacier White 4 oz. (20403)




Mandarin Orange 4 oz.
(21733)



Black 4 oz. (41401)



White 4 oz. (41406)



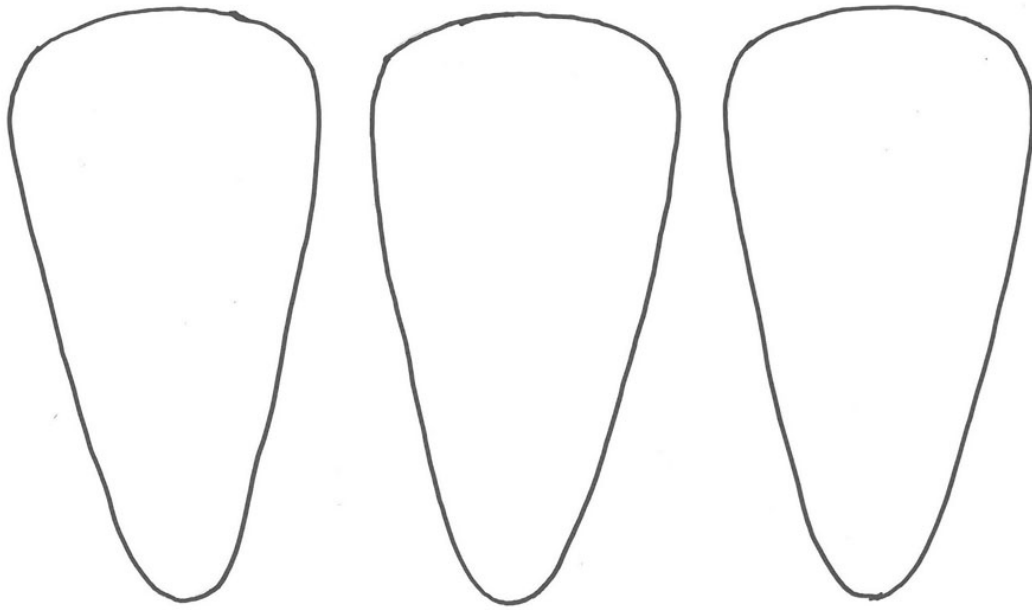
Deep Red 4 oz. (41402)

 Add Products to Cart

Miscellaneous:

- Short-Sleeve Adult T-shirt — Purple
- Craft Knife
- Freezer paper
- Iron
- Pencil for tracing
- Foam plate for paint
- Makeup sponge

Patterns:



Symbols of Sweetness Candy Corn Emoji T-shirt



Designed By:
Lauri Eaton